



WERK-BRAU

D-LOCK+ COUPLER



D-Lock+ Coupler | When safety is paramount

With new regulations looming, the D-Lock+ Coupler heralds a new era in fully automatic quick couplers.

The simple design of the D-Lock+ combined with the world leading safety features makes the D-Lock+ the safest coupler on the market today. The D-Lock+ Coupler is dual locking, meaning attachments remain securely engaged on both pins in the event of loss of engagement force.

Compact design with only two hoses, minimal moving parts, no greasing and no complicated operating sequence to follow are just a few of the features which put the D-Lock+ at the forefront of coupler performance worldwide.



D-Lock+ Coupler | When safety is paramount



D-Lock+ Coupler: Available for all machines from 5 to 120 tonnes, their compact design with minimal moving parts put them at the forefront of coupler performance worldwide. When safety is paramount demand the D-Lock+ Coupler.

D-Lock+ Coupler: Features


D-Lock+ Coupler is the most reliable, safe, cost effective and user friendly coupler on the global market:

- Automatic front lock – Locks the front pin in the event the rear pin is not secured
- Multi pin centre, picks up all attachments in the same weight class with the same pin diameter
- Highly visible front lock indicator
- Safety system does not rely on gravity
- Dual pin lock – Locks both front and rear pins in the event of loss of engagement force
- Unlock process is designed to release only when the operator intends to do so, in a controlled and safe manner
- Simple yet safe unlock procedure eliminates accidental releases
- Only requires two hydraulic lines
- Compact design – Improving machine performance
- No greasing or lubrication required

D-Lock+ Coupler: Primary lock

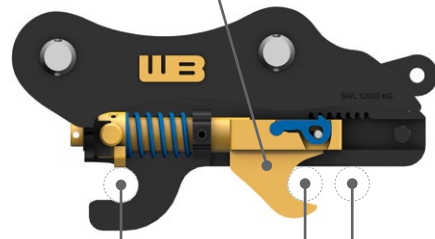
The sliding jaw primary lock allows for multi pin centres to be accepted and is operated by a unique double skinned double acting hydraulic cylinder utilising full system pressure. No head feed tube or pressure reducer is required.

Double skinned cylinder eliminates feed tube



Easy access to cylinder ports

DPL locking system locks both front and rear pin independently of the primary lock



Wide pin centre pick up range

D-Lock+ Coupler: Check List/Compliance/Comparison

Features

Werk-Brau D-Lock+

- | | |
|--|---|
| Picks up multi pin centres | ✓ |
| Only requires 2 hydraulic lines | ✓ |
| Locks Front Pin in event rear pin is not engaged | ✓ |
| Dual independent Mechanical Safety Locks on both front and rear pin | ✓ |
| Prevents implement swinging on front pin in event of loss of engagement forces | ✓ |
| No feed tube on lock cylinder from head port | ✓ |
| Cylinder has internal safety check valve | ✓ |

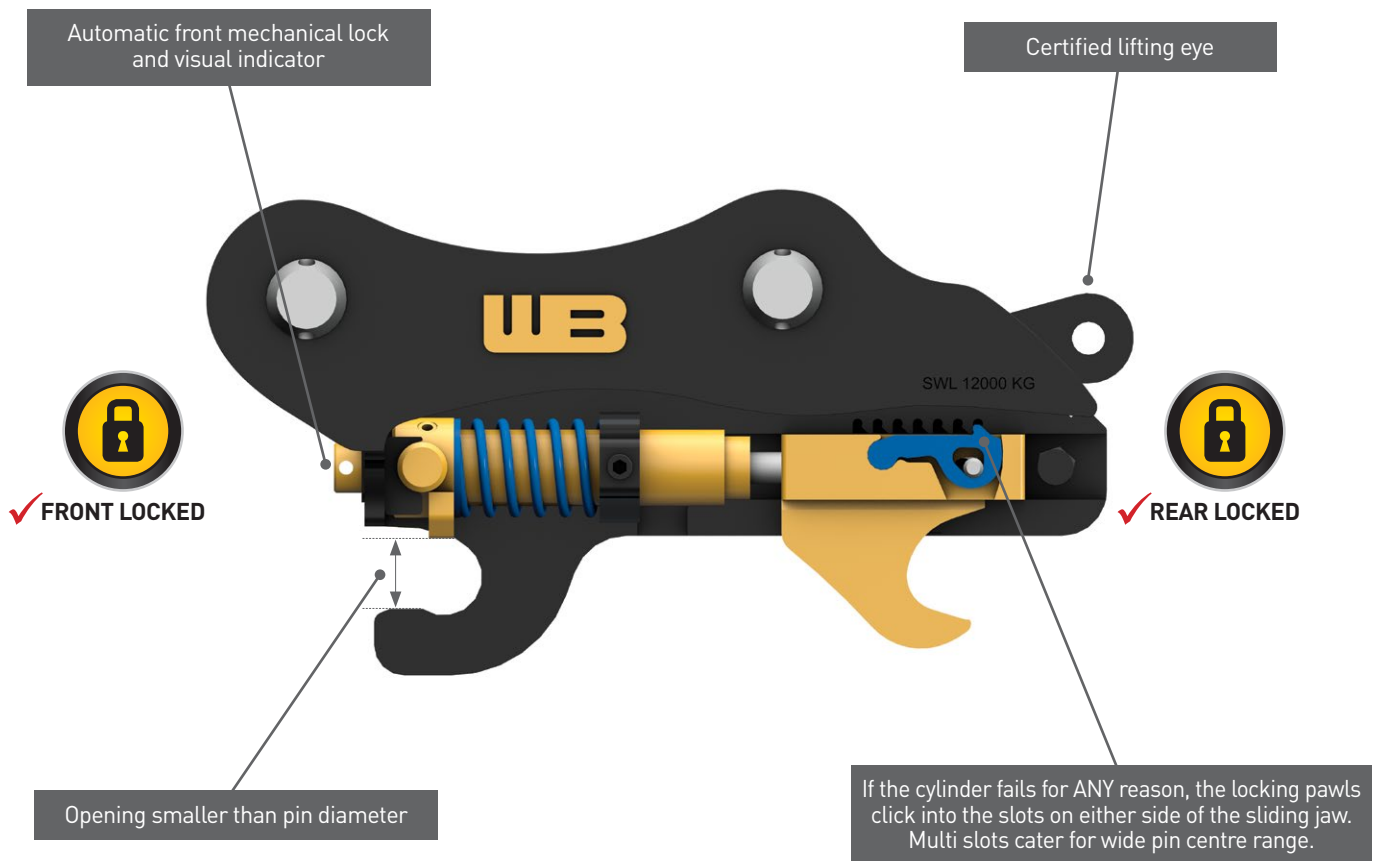


D-Lock+ Coupler: Dual Pin Locking (DPL) System

Front lock automatically engages the moment the rear jaw is activated negating any chance of the bucket falling off if the operator misses the rear pin.

DPL safety system locks both front and rear pins in the event of loss of engagement forces.

DPL safety system ensures attachments cannot swing on the front pin in the event of loss of engagement forces.



Safety first – with the D-Lock+ Coupler

Fully complies to AS4772-2008 and EN474 Standards and expected forth coming ISO international standards

D-Lock+ Werk-Brau 3 Button Switch

Werk-Brau has taken the next step in simplifying coupler safety with the new 3 button coupler switch. The logic and sequence built in to the switch ensure there will be no inadvertent activation. With a two tone alarm and light system the operator will know when he has sent a signal to the coupler cylinder to disengage.

Key Features:

- Simple Safe Activation
- 5 second window to complete sequence or switch resets
- Intermittent buzzer for activation window and solid buzzer for disengaged mode
- Easy to install
- Will work with most brands and types of couplers





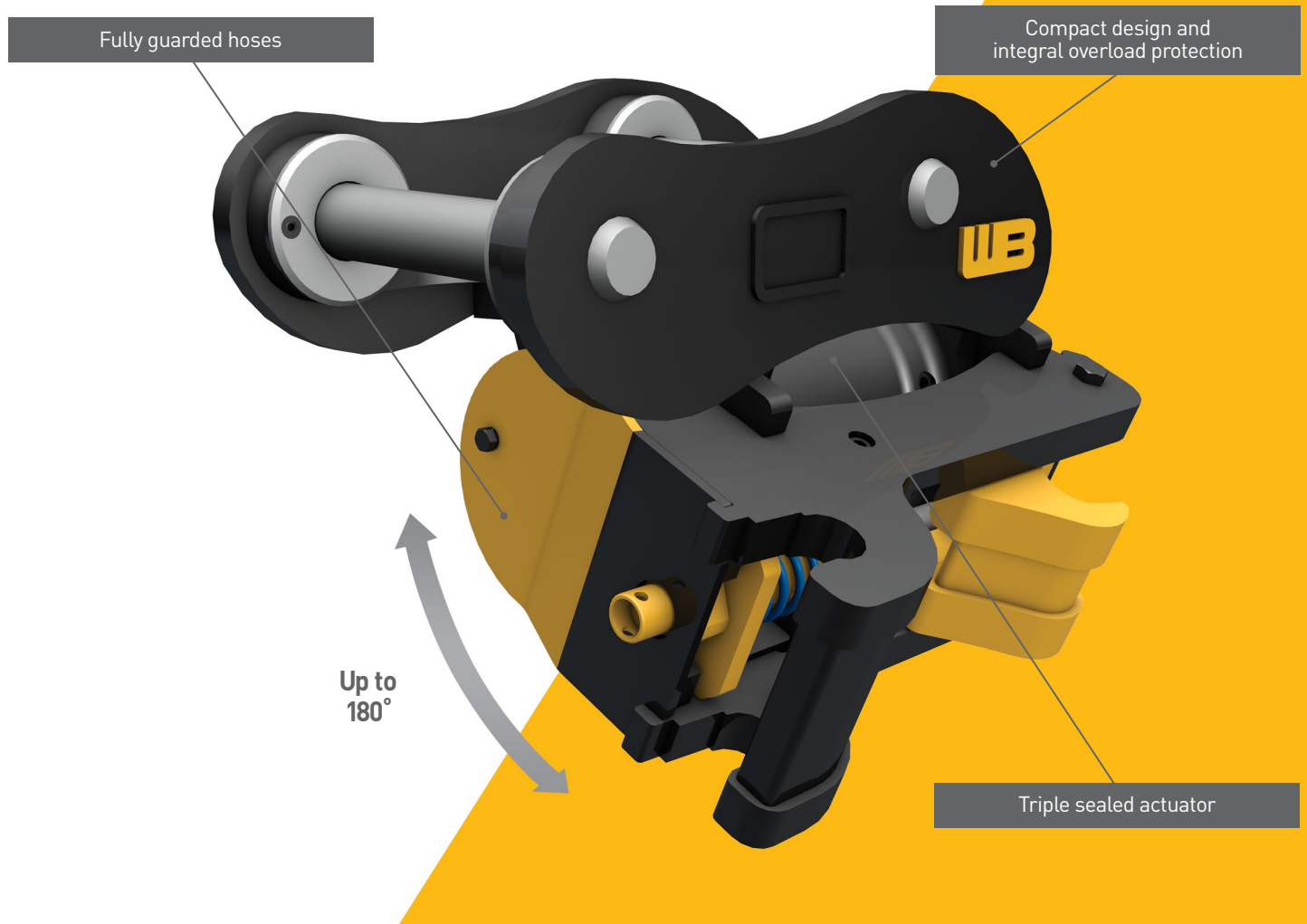
D-Lock+ Tilt | The ultimate coupler

When productivity is paramount demand the D-Lock+ Tilt.

Compact in design, powerful and virtually maintenance free, the D-Lock+ Tilt Coupler incorporating a precision built actuator ensures trouble free operation.

Compact design – Improving machine performance • Integral overload protection
Simplified connections and controls • Fully guarded hoses • No unwanted movement
Up to 180 degrees of tilt • Actuator only has two moving parts and is triple sealed.

The D-Lock+ is standard on the D-Lock+ Tilt and available for use on all Tiltrotators



D-Lock+ Tilt | The ultimate coupler



The D-Lock+ Tilt has been designed with a compact and narrow body for better visibility and performance, giving it serious benefits over other brands. The D-Lock+ Tilt allows operators to simply tilt all attachments rather than having to move the entire machine, improving the productivity and versatility of the machine resulting in increased profits.

D-Lock+ Tilt: Features

- Compact design – improving machine performance
- Simplified connections and controls
- No unwanted movement
- Actuator only has two moving parts and is triple sealed
- Only requires four hydraulic lines
- Integral overload protection standard from 4 tonne upwards
- Fully guarded hoses
- Up to 180 degrees of tilt
- No pins or bushes to wear out


D-Lock+ Tilt: The Internals

Werk-Brau Power Actuator at a Glance

- Slim structure
- Maintenance-free
- Multiple connection ports
- Simple assembly
- Triple sealed
- Specifically designed for excavator attachments
- Only two moving parts
- Integral relief valve
- Wide tilting range, up to 180 degree tilt range

End flange design provides huge bearing surface and special dust/dirt seals

The helix shaft and end flange is precision machined from a single billet then surface hardened



The housing and mounts are precision machined and treated with a surface hardening and corrosion resistant process

The internal helix incorporates the piston and hydraulic seals

Tough Jobs Demand Tough Attachments

D-Lock+ Coupler

Model	Class MT	Pin Diameter (mm)	Base width (mm)	Pin spread range (mm)	Weight (lbs)
HD055-45 (a)	4 - 6	45	144	220-255	130
HD055-45 (b)	4 - 6	45	144	242-277	130
HD055-45 (c)	4 - 6	45	144	261-296	130
HD080-45	6 - 8	45	165	280-315	187
HD080-50	6 - 8	50	165	280-315	187
HD080-55	6 - 8	55	165	280-315	187
HD080-60	6 - 8	60	165	TBD	210
HD140-65	12 - 15	60/65	220	345-425	407
HD180-70	15 - 20	70	278	395-465	506
HD180-80	15 - 20	80	300	390-485	616
HD240-80	20 - 25	80	300	430-525	745
HD240-90	20 - 25	90	300	455-545	792
HD290-90	25 - 30	90	360	455-545	913
HD350-90	30 - 35	90	345	485-585	1056
HD350-100	30 - 35	100	360	495-591	1210
HD350-110	35 - 40	110	360	495-591	1250
HD450-100	40 - 50	100	400	495-591	1661
HD450-110	40 - 50	110	400	535-625	1661
HD650	50 - 70	115	440	600-705	2420

Additional coupler options available. Please call for a quote today!



WERK-BRAU CO., INC.

2800 Fostoria Avenue | P.O. Box 545 | Findlay, Ohio 45839-0545

Toll Free: 1-800-537 | www.Werk-Brau.com

American Made Since 1947